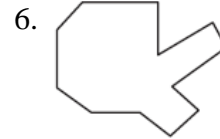

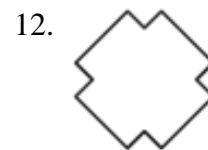
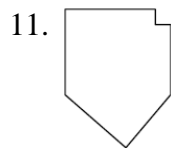
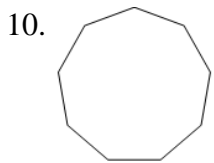
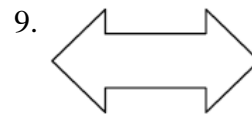
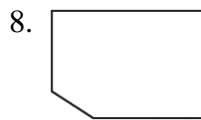


Decide whether the figure is a polygon. If not, explain why.



Classify the polygon by the number of sides. Then state whether the polygon is *convex* or *concave*.



Classify the polygon by the number of sides. Then state whether the polygon is *equiangular*, *equilateral*, *regular*, or *none of these*.

